

Harvester WOODY


50, 60, 70

The new generation: Strong harvester head with loading function.

1. Felling position:




2. Delimiting position:



Patented

3. Claw position:



Claw with large opening distance

Technical Data




	WH 50	WH 60	WH 70
Max. Felling diameter	55 cm	65 cm	75 cm
Max. Delimiting diameter	7 - 50 cm	8 - 60 cm	10 - 70 cm
Max. opening distance of the claw	95 cm	125 cm	130 cm
Delimb feed strength	24 - 30 kN	30 - 37 kN	45 - 52 kN
Delimb feed rate	0 - 5 m/sec	0 - 5 m/sec	0 - 5 m/sec
Recommended engine power	120 PS	140 PS	170 PS
Hydraulic system	300 - 350 bar; 180 l/min	300 - 350 bar; 220 l/min	300 - 350 bar; 250 l/min
Bar saw feed rate	40 m/sec	40 m/sec	40 m/sec
Rotator	Integrated rotator (endless)	Integrated rotator (endless)	Integrated rotator (endless)
Machine control system	Konrad MCS 2.0	Konrad MCS 2.0	Konrad MCS 2.0
Weight	1090 kg	1350 kg	1720 kg



The new generation: Strong harvester head with loading function.



Konrad Forsttechnik GmbH
 A 9451 Peitenegg
 Oberpreitenegg 52
 Tel.: +43(0)4354 2432-0
 Fax: +43(0)4354 2432-35
 e-Mail: office@forsttechnik.at
www.forsttechnik.at




One step further.

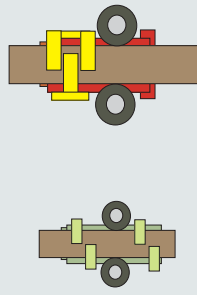
Harvester WOODY

The aggregate Woody is ideal in the altering use of harvester or processor works, and is used also successfully as pure harvester aggregate on harvesting machines. With its gripping function the WOODY can not only load timber on a truck, but also prepare the timber in steep terrain for easier transport with a cableway system. The unique and patented geometry of the woody framework also enables the processing of leaf trees and crooked timber. Another important application of the harvester Woody is in combination machines such as mountain harvesters or Harvards (combined machines Harvester and Forwarder)

WOODY Harvester compared with other aggregates



The upwards foldable advancing unit of the WOODY allows the grapple to take up more trunks lying next to each other for manipulation. Therefore a fully functional loading grapple with wide opening and endless rotation of the woody is available.



Because of the special arrangement of the debranching knives, it is possible to pass leaf trees, which are many times crooked, without problems.

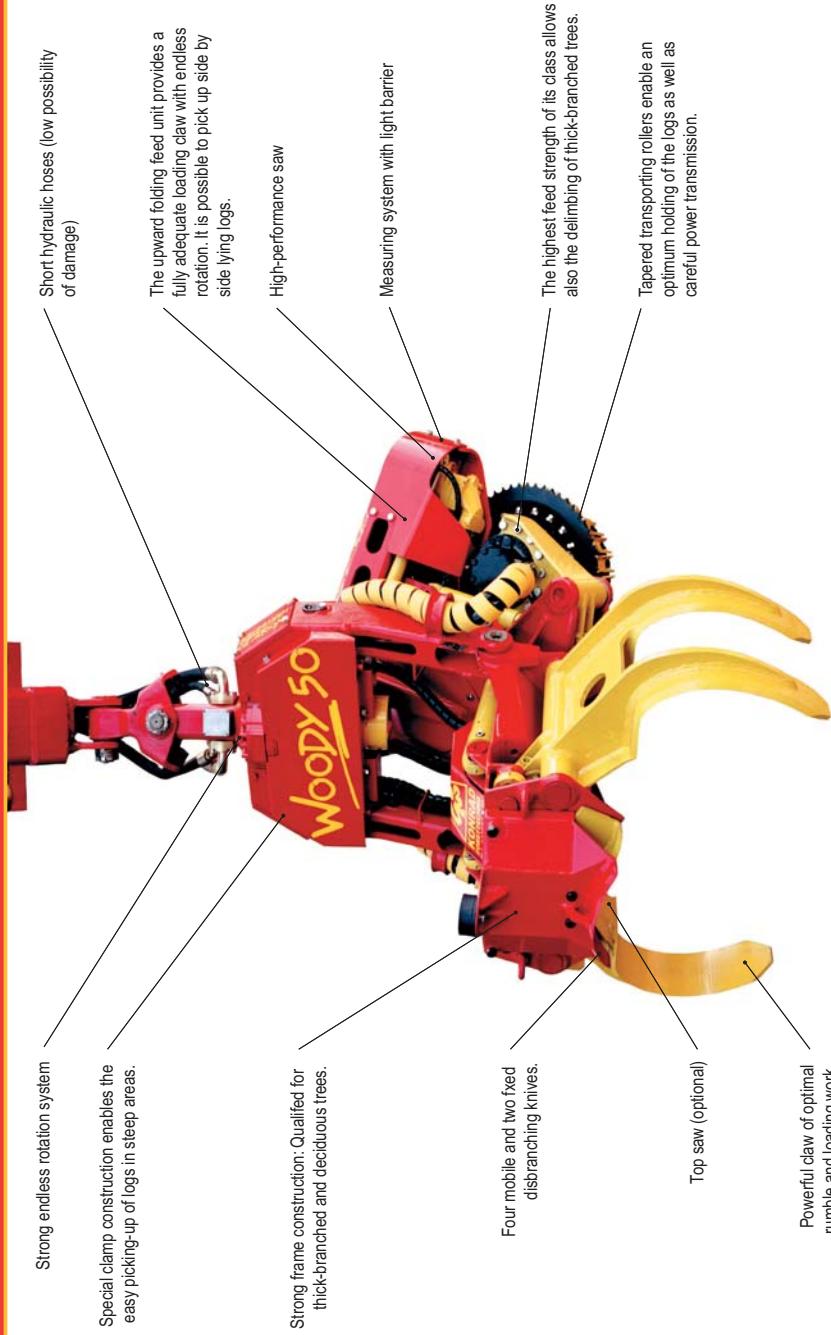


The big overall length of the WOODY allows a controlled felling of large trees.

The upwards foldable feeding unit, allows a fully operational loading grapple with endless rotation

Optional fold-away supporting leg, serving as an aid in moving and for digging (stumps in windbreaks)

The WOODY 70 is built for strong timber with lots of strong branches. Because of the two feed motors on the feed rollers the WOODY works in big timber with lot of power, in smaller timber in the second step with high speed.



Strong endless rotation system

Special clamp construction enables the easy picking-up of logs in steep areas.

Strong frame construction: Qualified for thick-branched and deciduous trees.

Four mobile and two fixed disbranching knives.

Top saw (optional)

Powerful claw of optimal rumble and loading work.

Short hydraulic hoses (low possibility of damage)

The upward folding feed unit provides a fully adequate loading claw with endless rotation. It is possible to pick up side by side lying logs.

High-performance saw

Measuring system with light barrier

The highest feed strength of its class allows also the delimiting of thick-branched trees.

Tapered transporting rollers enable an optimum holding of the logs as well as careful power transmission.