


# Harvester WOODY 50 and 60

The new generation: Strong harvester head with loading function.

1. Felling position:



2. Delimiting position:



Patented

3. Claw position:



Claw with large opening distance

## Technical Data

|                                   | WOODY H 50                   | WOODY H 60                   |
|-----------------------------------|------------------------------|------------------------------|
| Max. felling diameter             | 55 cm (65 cm)                | 65 cm (75 cm)                |
| Max. delimiting diameter          | 7-50 cm                      | 8-60 cm                      |
| Max. opening distance of the claw | 95 cm                        | 125 cm                       |
| Delimb feed strength              | 24-28 kN                     | 36-45 kN                     |
| Delimb feed rate                  | 0-4 m/sec                    | 0-4 m/sec                    |
| Recommended engine power          | 120 PS                       | 140 PS                       |
| Hd- high pressure system          | 300-350 bar; 180 l/min       | 300-350 bar; 220 l/min       |
| Hd- constant pressure system      | 180 bar; 60 l/min            | 200 bar; 60 l/min            |
| Bar saw feed rate                 | 40 m/sec                     | 40 m/sec                     |
| Rotator                           | Integrated rotator (endless) | Integrated rotator (endless) |
| Machine control system            | Konrad KSS 3.2               | Konrad KSS 3.2               |

This is the technical data of the standard design and is subject to change.



KONRAD





## Konrad Forsttechnik GmbH

A 9451 Preitenegg  
 Oberpreitenegg 52  
 Tel.: +43(0)4354 2432-0  
 Fax: +43(0)4354 2432-35  
 e-Mail: office@forsttechnik.at  
 www.forsttechnik.at

# Harvester WOODY 50 and 60

The new generation: Strong harvester head with loading function.



One step further.

One step further.

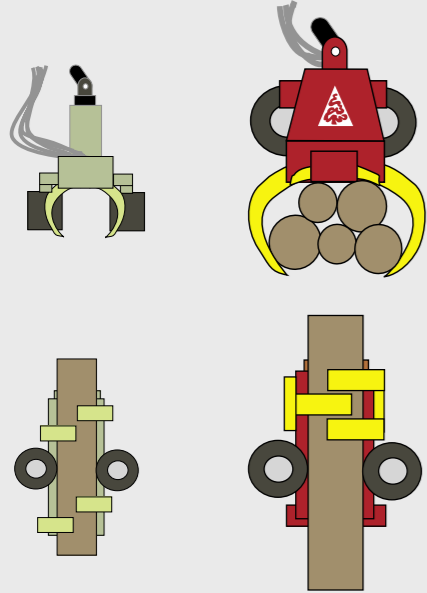


KONRAD

# Harvester WOODY 50 and 60

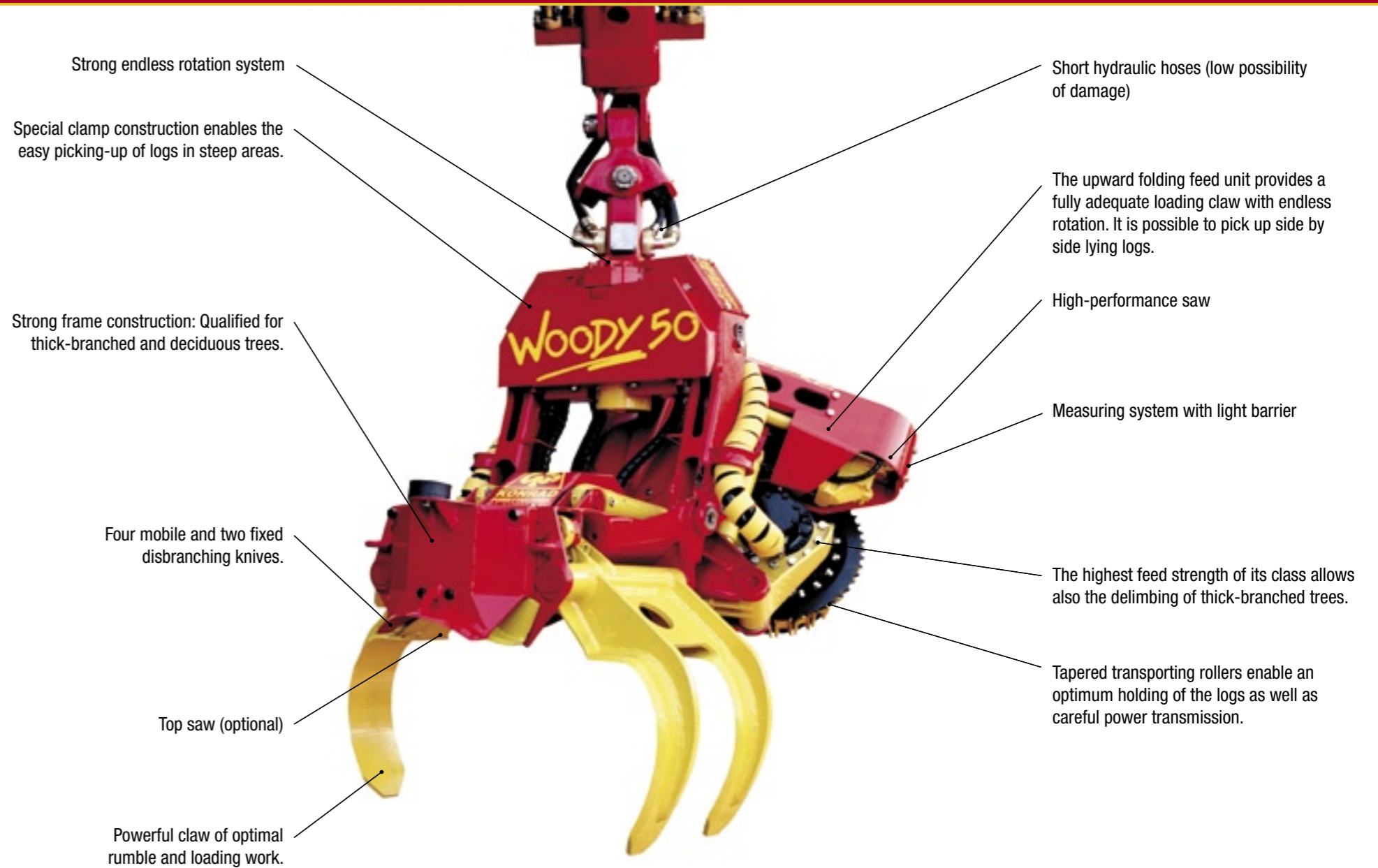
The harvester head WOODY combines the advantages of the processor head WOODY with the additional capacity of felling standing trees. It can be used for harvesting and processing or solely as a harvesting head. With the fully open claw it is possible to pick up and manipulate logs. The WOODY head is equipped with an in-cab measuring and control system, which ensures accurate processing of specified lengths and diameters, and records production output by volume. The robust and reliable construction of the head is also qualified for bent logs and deciduous trees.

## WOODY Harvester compared with other aggregates.



Upward folding feed unit. => fully adequate loading claw with endless rotation

Qualified for bent timber and deciduous trees.



The relatively extensive face-to-face length allows for controlled felling of large trees.



Optional, built on, fold-out variation as an aid in moving forwards and digging.



The upward folding feed unit provides a fully adequate loading claw with endless rotation. => It is possible to pick up side by side lying logs.

## Special Performance of Processor WOODY 50 and 60

These special machines are especially for the manipulation of lying logs due to stronger claw (saw mills and log storage).

